



Air Fantastic

AFToGo Mobile

Owner's Manual



For use with: AFTOGO



For safety and to ensure proper use carefully read the contents of this manual before operating the unit.

Thank You for Choosing Air Fantastic's AFToGo !

Congratulations, you own the most advanced mobile air purifier available! Before operating the mobile AFToGo please read this manual in its entirety. Doing so will give you important information to keep you safe from harm and ensure you get the most benefits from your AFToGo. For additional information please contact us:

mail: Air Fantastic, LLP
Attn: Customer Service
4406 Eagles Landing Dr.
Austin, TX 77835

web: www.AirFantastic.com
e-mail: markm@airfantastic.com
phone: 1-877-424-7325

Benefits of the AFToGo Mobile

The Air Fantastic mobile unit provides you with NASA developed technology at its best. More than 20 years after NASA put the first man on the moon; they developed a technology to aid in keeping astronauts healthy on space missions. Air Fantastic took the NASA developed Ethylene Scrubber technology and enhanced it making it far superior to any other product available in our industry.

In addition to the exceptional features and benefits found in every unit, the Air Fantastic AFToGo Mobile offers an expanded list of features and benefits.

Features:

- 12VDC car adapter
- 110VAC wall adapter
- indicator lights
- 3 ion output settings
- 3 fan speed settings
- covers up to 175 sq. ft.
- whisper quiet operation
- padded carrying case
- four technologies
 - nano PCO technology
 - germicidal UVC light
 - ion generator
 - washable stainless steel filter
- removable mounting bracket
- soft touch coating available in black and pearl white
- low maintenance
- 1 year warranty

Benefits:

- eliminates odors
 - smoke
 - pet
 - fast food
 - exhaust
 - and more...
- quickly reduces contaminants
 - dust
 - allergens
 - mold
 - bacteria
 - viruses
 - VOCs
- versatile unit allows for multiple applications
 - in your vehicle
 - on vacation
 - in hotels
 - at the office
 - in your RV
 - at home
- energy efficient
- thin compact design allows for multiple placement options

The Air Fantastic AFToGo Mobile was created specifically to help you effectively combat a large number and variety of possible pollutants when you are on the go or working in your office. Our advanced technology will provide a blanket of protection by sanitizing your air and the surfaces around you.

How does the AFToGo Mobile Work?

Air purifiers have a fundamental flaw. They rely on air being pulled through the unit in order to clean it. This creates an ineffective, high energy cost air purifier. The Air Fantastic™ AFToGo Mobile utilizes four technologies in one compact unit. As air passes through the washable stainless steel filter small particulates are removed. A germicidal UVC lamp deactivates the DNA of bacteria, viruses and other pathogens, thus destroying their ability to multiply and cause disease. Photons created by the UVC lamp react with our proprietary catalyst to create a blanket of redundant oxidizers that not only clean your air of bacteria, mold, viruses, VOCs and odors, but sanitize surfaces. Lastly, an electron generator will help to remove microscopic particles from the air.

The Air Fantastic™ AFToGo Mobile utilizes our proprietary patent-pending nano Photo Catalytic Oxidation (PCO) catalyst superior to any catalyst currently on the market. It contains five rare catalyst metals and nano size particles to increase the kinetic rate of reaction creating millions of redundant oxidizers.



By utilizing a broad spectrum 254nm UV light we achieve the same oxidizing and ionizing benefits found in nature, created by the sun. Combining the UV light with our nano catalyst we achieve unparalleled results.





Failure to avoid the following potentially hazardous situations could result in an accident or collision resulting in death or serious injury.

- Always operate vehicle in a safe manner. Do not become distracted by your AFToGo Mobile while driving.
- When mounting your AFToGo Mobile in a vehicle place it securely so it does not obstruct the drivers view of the road or interfere with vehicle operating controls.
- Do not mount where driver's field of vision is blocked.
- Do not place unsecured on the vehicles dash board.
- Do not mount in front of an airbag field of deployment.

Important Safety Instructions

When operating any electrical appliance basic precautions should always be followed for safety.



RISK OF FIRE, ELECTRIC SHOCK, OR INJURY

- Do not use outdoors, in moist areas or on wet surfaces.
- Do not allow any foreign objects to enter the air intake or outlet. Do not place any object over the air intake or outlet.
- Do not attempt to service or repair the unit yourself. Any attempt to repair the unit yourself will void the warranty.
- Do not handle the plug or appliance with wet hands.
- Do not pull on power cord to unplug. To unplug grasp the power adapter close to the wall, not the cord.
- Do not use with damaged power cord or plug. If appliance is not working properly, has been dropped, damaged, left outdoors, or dropped into water, call a customer service representative at 1-800-936-1764.



WARNING: RISK OF ELECTRICAL SHOCK. CAN CAUSE INJURY OR DEATH. UNPLUG OR DISCONNECT UNIT FROM POWER SUPPLY BEFORE SERVICING.



Store between 0° F and 158° F.



KEEP OUT OF REACH OF CHILDREN



Only use the power adapters included with the AFToGo Mobile.



WARNING: UV LIGHT HAZARD. Harmful to skin and eyes. Can cause temporary or permanent loss of vision. Never look at the lamp while illuminated. To prevent exposure to ultraviolet light, be sure the power is disconnected before servicing. AFION cell has been designed to minimize exposure to UV light.



UV lamp contains Hg (Mercury) and should be disposed of according to disposal laws. Find disposal centers at www.earth911.org.



UV lamp may be hot and could cause serious burns. Allow lamp to cool before removing AFION Cell from appliance. Never touch UV lamp. Oils from your skin can cause UV lamp to break when lamp is illuminated.

Air Fantastic AFToGo Mobile Limited Warranty

Air Fantastic, LLP gives you the following limited warranty for this product only if it was originally purchased directly from Air Fantastic or an Air Fantastic authorized dealer.

Air Fantastic will repair or replace, free of charge to the original purchaser, any part that is found to be defective in material or workmanship within one (1) year of the date of purchase.

This limited warranty does not apply to any part subjected to accident, abuse, alteration, misuse, lack of reasonable care, the affixing of any attachment not provided with the product, loss of parts, damage caused by acts of God, the use of voltages other than indicated on the label displayed on this product or service of this product by anyone other than Air Fantastic.

Air Fantastic does not authorize any person or dealer to assume or grant any other warranty obligation with the sale of this product.

To obtain service, the customer must first register this unit by returning the enclosed Warranty Card. If you purchase this product from any source other than Air Fantastic or an Air Fantastic Dealer, your purchase is "AS IS", which means Air Fantastic grants you no warranty, and that you, not Air Fantastic, assume the entire risk of the quality and performance of this product, including the entire cost of any necessary servicing or repairs of any defects.

Air Fantastic' liability for damages to you for any costs whatsoever arising out of this statement of limited warranty shall be limited to the amount paid for this product at the time of original purchase, and Air Fantastic shall not be liable for any direct, indirect, consequential or incidental damages arising out of the use or inability to use this product.

ALL EXPRESS AND IMPLIED WARRANTIES FOR THIS PRODUCT, INCLUDING IMPLIED WARRANTIES OF MERCHANTABILITY AND FITNESS FOR A PARTICULAR PURPOSE, ARE LIMITED IN DURATION TO THE WARRANTY PERIOD, AND NO WARRANTIES, WHETHER EXPRESS OR IMPLIED, WILL APPLY AFTER THIS PERIOD.

Some states do not allow limitations on the duration of implied warranties, so the above limitation may not apply to you. This warranty gives you specific legal rights, and you may also have other rights which vary from state to state.

To obtain service and RMA number, contact an Air Fantastic Representative at:
PH: 1-877-424-7326 or E-mail to markm@airfantastic.com




NOTE: An RMA# is required for any warranty service work. All returned packages that do not have an RMA# will be refused.

Mounting Directions and Operation

The AFToGo Mobile is intended for spaces up to 175 sq. ft.(mbl175). For best results the unit should be placed in an elevated area.

! Do not place unsecured on the vehicles dash board.

Mounting Directions

Step 1	Step 2	Step 3
Slide mounting bracket (A) into slots (B) on bottom of unit until tab (C) clicks locking bracket firmly in place.	Remove wax paper from bottom of mounting bracket (A) exposing adhesive. Firmly press adhesive against the desired mounting surface.	To remove unit from mounting bracket (A) firmly press on tab (C) and slide mounting bracket towards front of unit.
		

! When mounting your AFToGo Mobile in a vehicle place it securely so it does not obstruct the drivers view of the road or interfere with vehicle operating controls.

Operation



Press the “FAN” button to start unit.

Press and hold the “FAN” button 3 seconds to turn off unit.


The fan speed can be increased or decreased by pressing the “FAN” button.

The amount of ions being produced can be adjusted by pressing the “ION” button.

For areas of low pollutant concentrations or in confined areas the “FAN” and “ION” settings should be set to “LO” as indicated by the green light.

For areas of higher pollutant concentrations, such as cigarette smoke, or in larger areas the “FAN” and “ION” settings should be set to “HI”.

Cleaning


 Turn power off and unplug power source before cleaning any part of the AFToGo Mobile.

Use a damp cloth to remove any dust from the outside of the unit. Never use abrasive materials or harsh cleaners. Never spray cleaner or water directly on or inside unit.

The filter should be cleaned every two months or sooner when used in areas with higher particulate levels.


Filter Cleaning:

1. Remove filter by sliding it towards the back of the unit.
2. Use water or compressed air to remove dust and other particles from filter.
3. Pat the filter dry and slide back onto unit. Never place a wet or damp filter on unit.



AFION Cell Replacement

The Air Fantastic AFToGo Mobile contains an AFION Cell which requires annual replacement. Failure to do so will weaken the units ability to function properly.

 Turn power off and unplug power source before replacing AFION Cell.

1. Using a Phillips screwdriver remove screw holding the AFION Cell access panel in place. (Figure 1)
2. Lift up on tab at front of the AFION Cell access panel and remove it from the unit. (Figure 2)
3. Firmly grasp tab in middle of AFION Cell and pull the AFION up and out of the unit. (Figure 3)
4. Reverse steps 1 through 3 to insert the new AFION Cell.

Figure 1



Figure 2



Figure 3



Trouble Shooting Guide

Problem/Question	Solution/Answer
What if my AFToGo Mobile won't turn on?	Check to make sure the power adapter is firmly plugged into power source and the AFToGo Mobile. Push and hold the "FAN" button until you see the green light illuminate.
What if the AFION Cell does not illuminate. I can't see any blue glow.	Follow instructions on AFION Cell replacement page to make sure AFION Cell is installed correctly.
I can't hear the fan and don't feel any air movement.	Check to make sure the power adapter is firmly plugged into power source and the AFToGo Mobile. Push and hold the "FAN" button until you see the green light illuminate.
<p>If the above solutions do not fix the symptom please contact an Air Fantastic Customer Service Representative:</p> <p>phone: 1-877-434-7326 web: www.AirFantastic.com e-mail: markm@airFantastic.com</p> <p>mail: Air Fantastic LLC Attn: Customer Service 4406 Eagles Landing Dr. Austin, TX 78735</p>	

Specifications

Operational	Coverage Warranty	175 sq. ft (mbl175) One year limited warranty
Replacements	AFION-MOBL	Replace annually.
Electrical	Supply Voltage	12 VDC, 1 Amps, 12 Watts
Mechanical	Dimensions Weight of Unit Shipping Weight Blower	6.6" L x 4.37" W x 1.44" H 0.7 lbs 3 lbs 4.73 CFM



Air Fantastic LLC

4406 Eagles Landing Dr.
Austin, TX 78735
www.AirFantastic.com